



Funded by the Erasmus+ Programme of the European Union



EXEXENTE

International project
"Explore, Experience and Enhance Technology"



Seminar for teachers ICT tools for creative teaching

2022.04.25

Rasa Rugeliene

Seminar

Rasa Rugeliene

Kedainiu "Ryto"
progymnasium
elementary school
teacher

r.rugeliene@gmail.com

lektor



Technologijos nėra blogis. Jeigu žinote, ko norite gyvenime, jos gali padėti tai pasiekti.

Technology is not evil. If you know what you want in life, they can help you achieve it.

Yuval Noah Harari,
21 lesson XXI for century, 279 p.



Ką mes galima daryti, kad žibėtų
mokinių akys? ...

What can we do to make students' eyes shine? ...



**Kaip gali padėti technologijos?
Viena iš galimybių –
mokymasis virtualioje aplinkoje.**

How can technology help?

One possibility is learning in a virtual environment.



Kas vyksta internete kiekvieną minutę 2022 metais?

What is happening online every minute of 2022?



Įdomioji statistika:

- 42,033,600,000 Facebook prisijungimų
- 159,840,000,000 Google paieškų
- 8,078,400,000,000 išsiųsta el. laiškų
- 1,641,600,000,000 išsiųsta Whats App žinučių

Created By:
@LoriLewis
@OfficiallyChadd

„Gauti / imti informaciją iš interneto – tarsi gerti iš gaisrinio hidranto“ .

"Get / take information from the internet - like drinking from a fire hydrant".

Mitchell Kapor



Kodēl svarbu apie tai kalbėti?
Why is it important to talk about this?



Ar viskuo tikite ką matote internete?

Do you believe everything you see online?










ICT tools for creative teaching






Mokymasis už mokyklos ribų
It is learning outside of school



Programėlės užsienio kalboms, geografijai, matematikai ir gamtos mokslams.


These are apps for foreign languages, geography, math, and science.



Žinių patikrinimas, šventiniai atvirukai ir palinkėjimai.

These are knowledge tests, holiday cards and wishes.

Kodavimas su QR CODE Reader ir QR CODE Generation programomis



Coding with QR code programs

Kam jis sukurtas?

„QR“ = „Quick Respond“,
kodus sukurtas tam, kad jo turinys būtų
iššifruojamas dideliu greičiu.

**The code is designed to
decrypt its contents at
high speed.**



1. Type

text

2. Contents

Text

Mobiliųjų įrenginių taikymo galimybės ugdymo procese.

1.

54 characters

Hint: The shorter, the better. Some older scanner apps are having problems with texts longer than about 300 chars.

Your QR code data is encrypted during transmission (TLS/SSL) and **not stored**.

2.

Like

+1

Tweet

3. Live preview

Add a logo!



Download

Embed

×

Download QR Code



Error correction code

L (recommended)

Foreground

000000

Background

FFFFFF

Border

1

Download QR Code as

SVG

EPS

Size

400

Download QR Code as

PNG

JPEG

3.

Note: You can use the QR code completely free of charge (commercial and print usage allowed).

ENTER CONTENT

Event Title

Event Location

Starttime

Endtime

2019/06/17 00:08

2019/06/17 00:08

SET COLORS

ADD LOGO IMAGE

CUSTOMIZE DESIGN



Low Quality 1000 x 1000 Px High Quality

Create QR Code Download PNG

Kodu skaitymui ir kūrimui programos

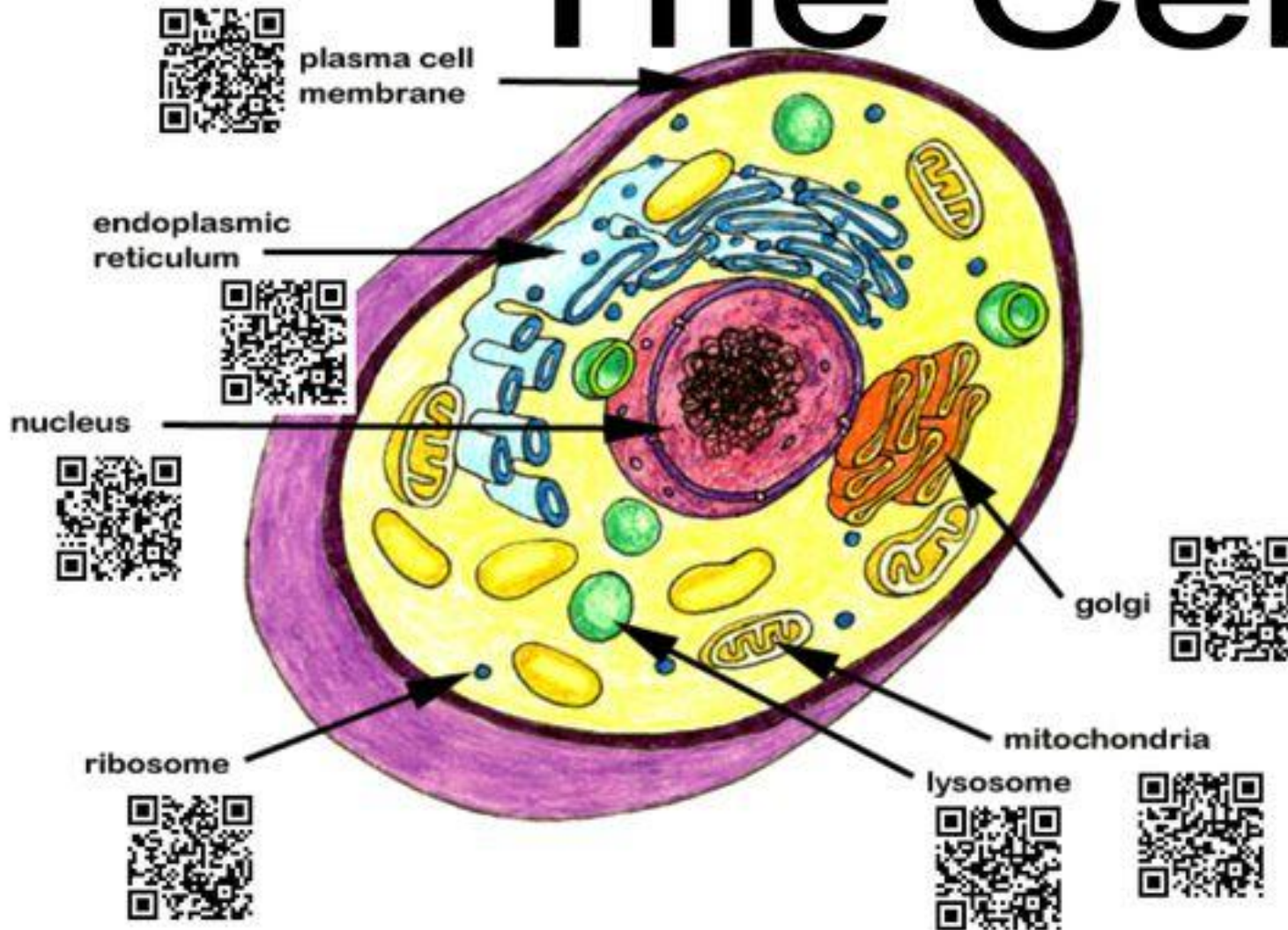
For reading and creating program codes

- https://www.qrcode-monkey.com/?fbclid=IwAR0WnmyhSFis3BCHk89RvCrPw7zLXn94QjxamIYjUcB3uawR1P5Cslv_yQM#event
- <https://www.the-qrcode-generator.com/>

QR kodų panaudojimo galimybės pamokose

Possibilities of using QR codes in lessons

The Cell



Panaudojimo galimybės pamokose

Possibilities of using QR codes in lessons

Elephants



Giraffes



Lion



Kangaroo





Panaudojimo galimybės pamokose

Possibilities of using QR codes in lessons



Panaudojimo galimybės pamokose











Possibilities of using QR codes in lessons



Panaudojimo galimybės pamokose


Possibilities of using QR codes in lessons

 56 $+21$	
 54 $+12$	
 46 $+48$	


Solve 92 $+7$	Check 	Were you correct? <input type="radio"/> Did you regroup? YES NO	Solve 36 $+31$	Check 	Were you correct? <input type="radio"/> Did you regroup? YES NO
Solve 83 $+13$	Check 	Were you correct? <input type="radio"/> Did you regroup? YES NO	Solve 60 $+20$	Check 	Were you correct? <input type="radio"/> Did you regroup? YES NO
Solve 46 $+11$	Check 	Were you correct? <input type="radio"/> Did you regroup? YES NO	Solve 32 $+21$	Check 	Were you correct? <input type="radio"/> Did you regroup? YES NO
Solve 62 $+32$	Check 	Were you correct? <input type="radio"/> Did you regroup? YES NO	Solve 17 $+11$	Check 	Were you correct? <input type="radio"/> Did you regroup? YES NO
Solve 52 $+32$	Check 	Were you correct? <input type="radio"/> Did you regroup? YES NO	Solve 23 $+22$	Check 	Were you correct? <input type="radio"/> Did you regroup? YES NO

Possibilities of using QR codes in lessons


What Time is It?
#5




What Time is It?
#6



What Time is It?
#7



What Time is It?
#8



Name: _____

Scan it, draw it, write it!


Directions: Scan the QR Code. Draw the hands on the clock. Then, write the time.

1.



Blank box for writing the time, containing two dots for the colon.

2.



Blank box for writing the time, containing two dots for the colon.

3.




Blank box for writing the time, containing two dots for the colon.

4.



Blank box for writing the time, containing two dots for the colon.

5.



Blank box for writing the time, containing two dots for the colon.

Panaudojimo galimybės pamokose

Possibilities of using QR codes in lessons



Mokomės su papildyta realybe

We learn with augmented reality



Quiver

<http://www.quivervision.com/>

How it works?



Company | Media Hub



[Home](#)

[What we do](#)


[Apps](#)

[Education Portal](#)

[Work with us](#)

[Help](#)

[Coloring Packs](#)



COLORING PACKS

Quiver

Quiver Education

Quiver Fashion

Quiver Masks



QuiverVision

Quiver Vol. 2



Lionsgate

Power
Rangers
Movie



Chick-fil-A®

Color Crafters
3D




Sangha Farm

Happy Cow

Print

Choose from a range of fun coloring packs on the Quiver app. Simply download, print and you're ready to go.



Sangha Farm – Happy Cow

[Download Page](#)



Window Art

[Download Page](#)



Out in Space

[Download Page](#)


Color

Let your imagination run wild, adding favorite colors to your pages and masterpieces.



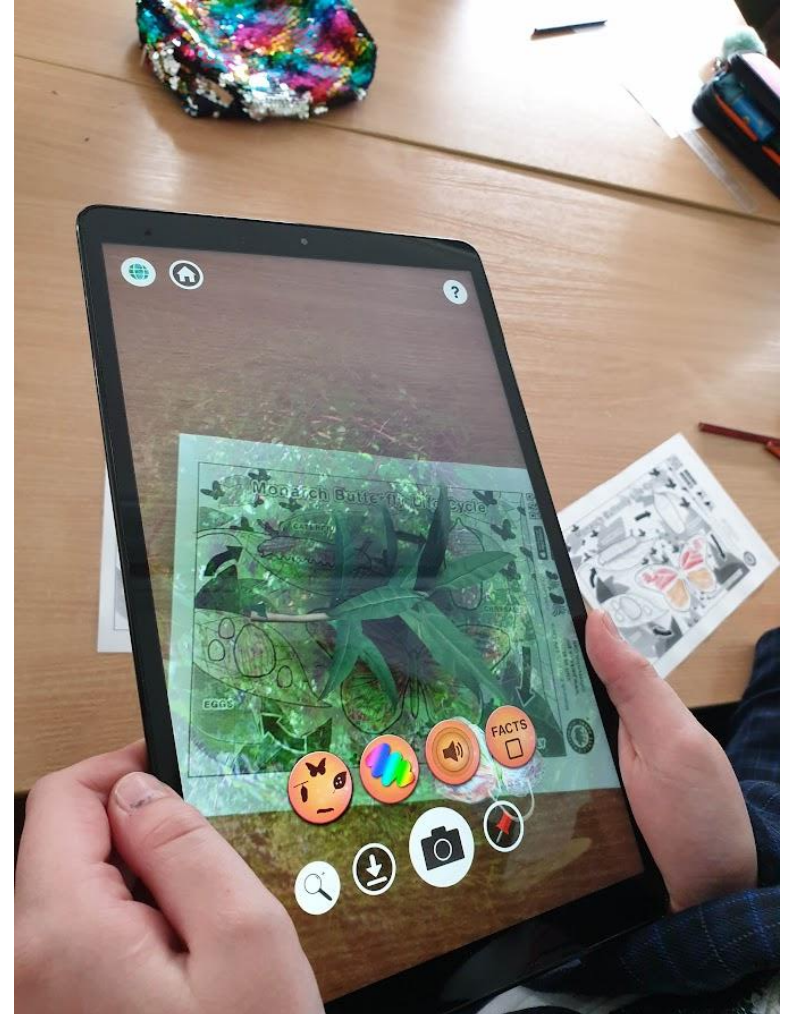
Scan


Ready to bring your coloring to life? Scan using one of Quiver Vision's app.



Play

Watch Quiver's 3D Augmented Reality animate your image and unlock an exciting world of play.





Snowy Plovers typically raise two to three broods a year. A brood is a family of chicks. Once the eggs hatch, the female plover deserts her mate and chicks and will attempt to breed with a different male.



FACTS



head	nose	back	hair	hip
mouth	nail	arm	stomach	ankle
leg	toe	knee	chest	teeth
eyes	shoulder	finger	feet	neck



Wordwall

The easy way to create your own teaching resources.

Make custom activities for your classroom.
Quizzes, match ups, word games, and much more.



Wordwall

<https://wordwall.net/>

„Wordwall“ — tai 33 įvairių skaitmeninių priemonių platforma, skirta mokytojui parengti užduotis interaktyviai veiklai, kuri išversta į 38 kalbas.

- it is a platform of 33 different digital tools for the teacher to prepare assignments for interactive activities that have been translated into 38 languages.

Free Online Courses



Easy as 1-2-3

Create a customized resource with just a few words and a few clicks.

1



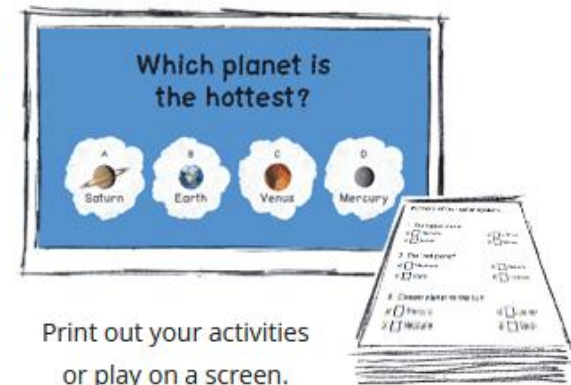
Pick a template.

2



Enter your content.


3




Print out your activities
or play on a screen.

Find out about our templates


Select a template to learn more




Match up
Drag and drop each keyword next to its definition.




Quiz
A series of multiple choice questions. Tap the correct answer to proceed.




Random wheel
Spin the wheel to see which item comes up next.




Missing word
A cloze activity where you drag and drop words into blank spaces within a text.




Group sort
Drag and drop each item into its correct group.




Unjumble
Drag and drop words to rearrange each sentence into its correct order.




Find the match
Tap the matching answer to eliminate it. Repeat until all answers are gone.




Matching pairs
Tap a pair of tiles at a time to reveal if they are a match.




Random cards
Deal out cards at random from a shuffled deck.




Open the box
Tap each box in turn to open them up and reveal the item inside.




Anagram
Drag the letters into their correct positions to unscramble the word or phrase.




Labelled diagram
Drag and drop the pins to their correct place on the image.



Gameshow quiz
A multiple choice quiz with time pressure, lifelines and a bonus round.



Crossword
Use the clues to solve the crossword. Tap on a word and type in the answer.



Flip tiles
Explore a series of two sided tiles by tapping to zoom and swiping to flip.

Interactives and printables

Wordwall can be used to create both interactive and printable activities. Most of our templates are available in both an interactive and a printable version.

Create using templates

Our activities are created using a template system.

These templates include familiar classics like **Quiz** and **Crossword**. We also have arcade style games like **Maze Chase** and **Airplane**, and there are classroom management tools such as **Seating plan**.

To make a new activity you start by selecting your template and then enter your content. It's easy and means you can create a fully interactive activity in a only a couple of minutes.

Switching template

Once you've created an activity, you can switch it to a different template with a single click. This saves you time and is great for **differentiation** and **reinforcement**.

Edit any activity

There's no need to settle for pre-made activities. If you find an activity but it's not quite right, you can easily **customize** the material to suit your class and your teaching style.

Themes and options

Interactives can be presented in different themes. Each theme changes the look and feel with different graphics, fonts, and sounds.

Student assignments

Wordwall activities can be used as student-completed assignments. When a teacher sets an assignment, students are directed to that one activity without the distraction of visiting the main activity page.

This feature can be used **in-class** where students have access to their own devices, or as a way of setting **homework**.

Sharing with teachers

Any activity you create can be made **public**. This allows you to share its activity page link via email, on social media or via other means. It also allows other teachers to find the activity in our [Community](#) search results, play it, and build upon it.

If you prefer you can keep activities **private**, which means only you can access it.

<https://wordwall.net/resource/7885420>



← → ↻ 🏠 🔒 <https://wordwall.net/resource/7885420/mathematic/multiplication> ☆ 📄 📥 📱

Wordwall Create better lessons quicker Home Features 🔍 Community My Activities My Results [Create Activity](#) Upgrade R rarasug

Match up

7	2	10	11	5
3	12	8	4	1

Multiplication

21 ÷ 7 = 40 ÷ 10 = [START](#) 11 ÷ 1 = 30 ÷ 3 =

144 ÷ 1 Drag and drop each keyword next to its definition. ÷ 9 =

🔊 🔍 🔍 🔍

Multiplication [Share](#)

Switch template

INTERACTIVES

- [Match up](#)
- [Find the match](#)
- [Crossword](#)
- [Quiz](#)
- [Gameshow quiz](#)

[Show all](#)

🔍 Ieškoti programėlių

🗖️ Programėles peržiūrėti


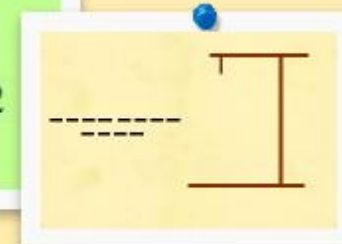
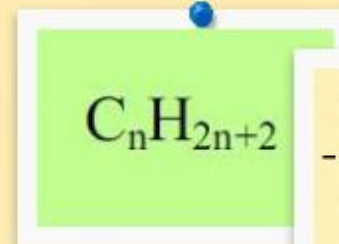

✎ Sukurti programėlę

🗖️ My classes

📁 Mano programės

▶️ What is LearningApps.org?

▶️ Show Tutorial



<https://learningapps.org/>

[Browse Apps](#)
[Create App](#)
[Create collection](#)
[Login](#)

Category

Media: all ▾

Stages:

Elementary level

Vocational and further education

- All categories
- Arts
- Arts and crafts
- Astronomy
- Biology
- Business
- Chemistry
- Engineering
- English
- English as a foreign language
- Environment
- French
- General studies
- Geography
- German
- History
- Italian
- Latin
- Mathematics
- Music
- Other languages
- Philosophy
- Physics
- Politics
- Psychology
- Religion
- Russian
- Spanish
- Sports
- Teaching tools
- Technology
- Vocational education

Examples



Physical description
(sentence): hair ,



Business trips:
vocabulary test – Do



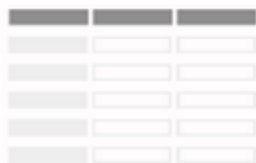
In my pencil case...



16- POSSESSIVE
ADJECTIVES



The Island of
Madagascar



Before and after
numbers



Erosion, transportation
or deposition?



School necessities



Beantworte die Fragen



Összeolvadás, teljes
hasonulás

Ieškoti programėlių

Programėles peržiūrėti

Sukurti programėlę


My classes

Mano programėlės

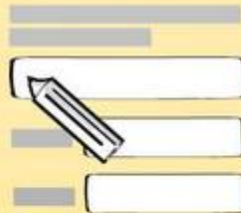
have an idea




pick a template



fill in content



save your App



share it



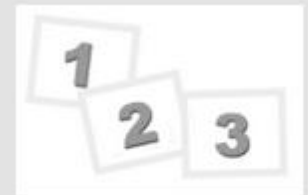
Matching Pairs



Group assignment



Number line



Simple order



Freetext input



Matching Pairs on Images



Multiple-Choice Quiz



Cloze test

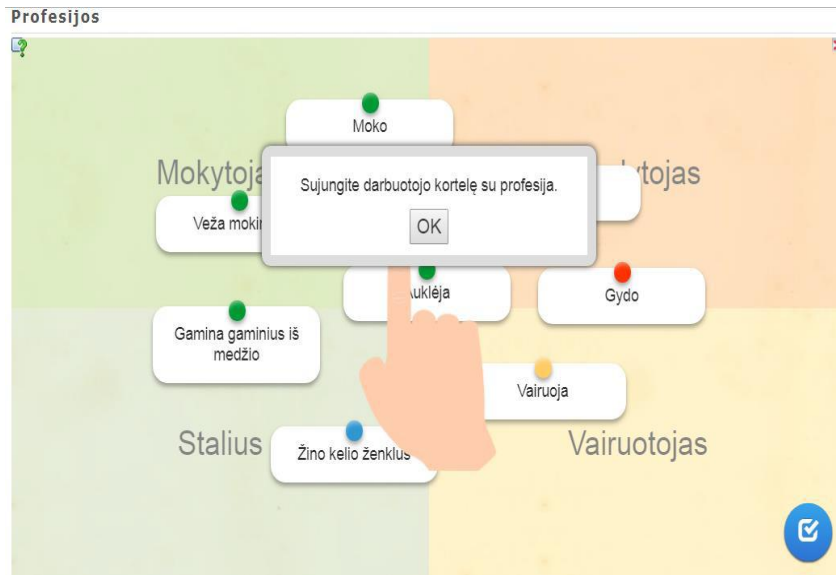
Daugybės lentelē

<https://learningapps.org/display?v=pifq6k6wn>
19



1. Atitikimas poromis.

2. - grupės priskyrimas.



Metų laikai

<https://learningapps.org/display?v=pg2affrcc19>



3 – dēlionēs (Puzzle) kūrimas.



Paveikslēlis



Žiemojantys paukščiai

<https://learningapps.org/display?v=puce3d9cn19>



Laikmatis Timer

- Įvairūs laikmačiai iš svetainės, kuriuos galima naudoti online arba atsisiųsti į kompiuterį, pajvairins Jūsų veiklas.

Various timers from the site that can be used online or downloaded to a computer will diversify your activities.

- Svetainėje pateikiami šešių rūšių laikmačiai. Jie atsisiunčiami, pasirenkant norimą laikmatį bei paspaudus nuorodą "Download".

There are six types of timers available on the site. They are downloaded by selecting the desired timer and clicking the "Download" link.

<http://www.online-stopwatch.com/download-stopwatch/>





Pause Restart

Back

Bomb Timer.

The Fuse goes down as the time does...

Download Swf File

Download Zipped EXE File



Pause Restart

Back

Clock Timer.

The arrow wipes away the clock...

Download Swf File

Download Zipped EXE File



Pause Restart

Back

Egg Timer.

Count down with sand...

Download Swf File

Download Zipped EXE File

Create a learning tool

- Čia lengvai ir greitai susikursite bei atsispausdinsite [kryžiažodį](#), [žodžių išbraukymo užduotį](#), [žaidimo kauliuką](#), [labirintą](#) ar [kitą mokomąją priemonę](#).

Here you can easily and quickly create and print a crossword puzzle, word deletion task, dice, maze or other educational tool.



Make and print dice with vocabular words written on the dice.

Write in the words you'd like to appear on each face of the dice. Then, click make it.

Type in the words for this domino:	<input type="text" value="vakar"/>
Type in the words for space 2:	<input type="text" value="šiandien"/>
Type in the words for space 3:	<input type="text" value="rytoj"/>
Type in the words for space 4:	<input type="text" value="yra"/>
Type in the words for space 5:	<input type="text" value="buvo"/>
Type in the words for space 6:	<input type="text" value="bus"/>
	<input type="button" value="make it!"/>

<https://classroomscreen.com/>

The screenshot displays the ClassroomScreen application interface. At the top, a browser address bar shows the URL <https://classroomscreen.com/app/wv1/3cc24543-ecc8-4360-9e6e-59d14d4d5283>. The main content area features a photograph of a street scene with a prominent statue in the foreground and colorful buildings in the background. A home button is visible in the top-left corner. On the right side, a vertical toolbar contains icons for settings, full-screen, eraser, pointer, navigation (back/forward), refresh, zoom in/out, and a keyboard icon. At the bottom, a horizontal toolbar provides various interactive tools, each with a label in Lithuanian: 'fonas' (background), 'pasirink vardą' (select name), 'kauliukai' (dice), 'garso lygis' (volume), 'žiniasklaida' (media), 'QR kodas' (QR code), 'piešti' (draw), 'tekstas' (text), 'darbo simboliai' (work symbols), 'šviesoforas' (traffic light), 'laikmatis' (hourglass), 'chronometras' (stopwatch), 'laikrodis' (clock), and 'kalendorius' (calendar). A downward arrow icon is located at the bottom right of the toolbar.

🏠


✕ ⚙️

🎲 🎲

🎲 🟢 🎲

🖼️ 👤 🎲 🗣️ 📄 📄 📄 📄 📄 🗣️ 🚦 ⏳ ⌚ 📅

fonas pasirink vardą kauliukai garso lygis žiniasklaida QR kodas piešti tekstas darbo simboliai šviesoforas laikmatis chronometras laikrodis kalendorius





Kėdainiai

- fonas
- pasirink vardą
- kauliukai
- garso lygis
- žiniasklaida
- QR kodas
- piešti
- tekstas
- darbo simboliai
- šviesoforas
- laikmatis
- chronometras
- laikrodis
- kalendorius

















Central white circle containing a black stylized icon of a minaret and the text "tylos".

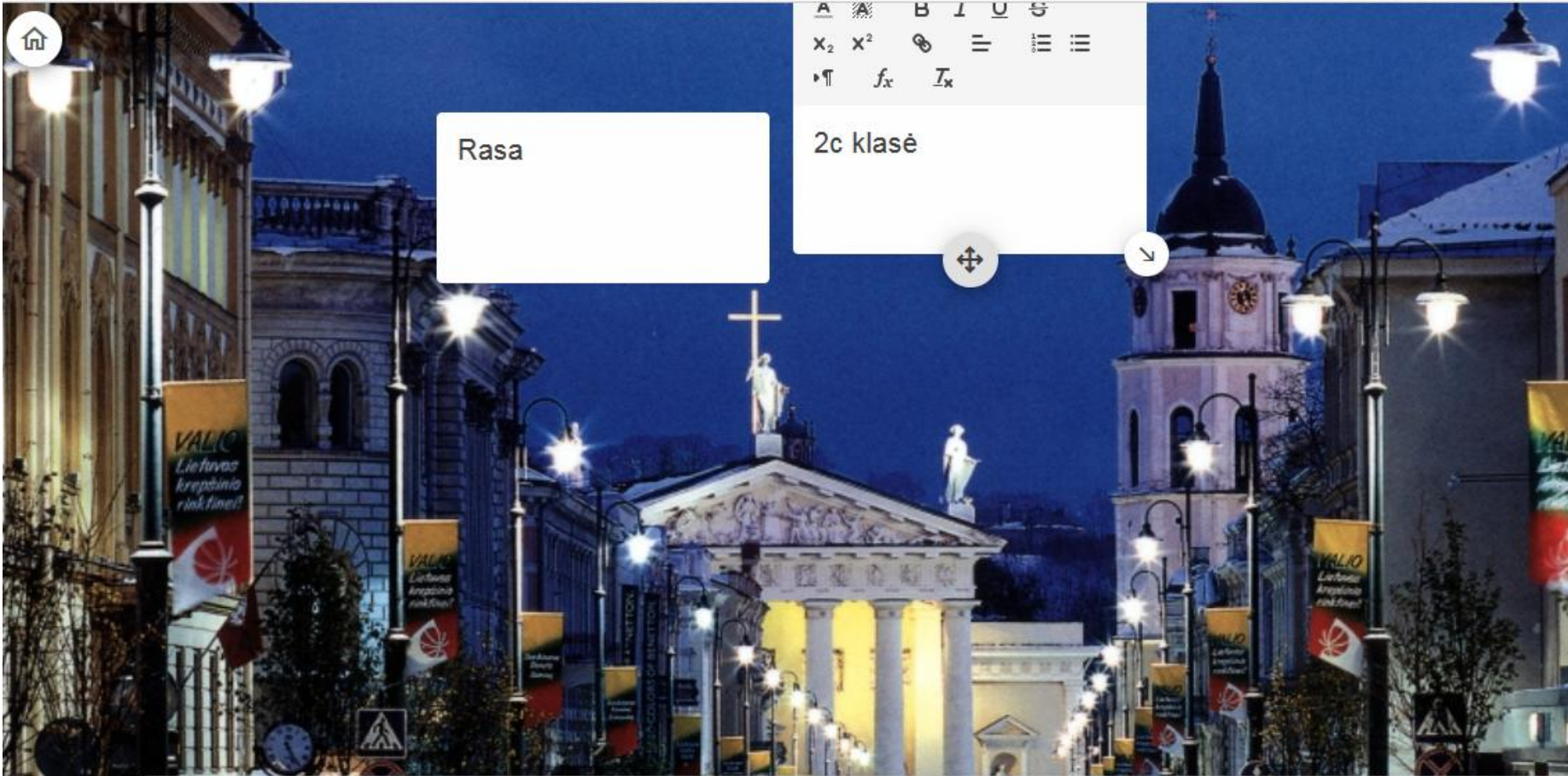




-  fonas
-  pasirink vardą
-  kauliukai
-  garso lygis
-  žiniasklaida
-  QR kodas
-  piešti
-  tekstas
-  darbo simboliai
-  šviesoforas
-  laikmatis
-  chronometras
-  laikrodis
-  kalendorius



-  fonas
-  pasirink vardą
-  kauliukai
-  garso lygis
-  žiniasklaida
-  QR kodas
-  piešti
-  tekstas
-  darbo simboliai
-  šviesoforas
-  laikmatis
-  chronometras
-  laikrodis
-  kalendorius



Rich text editor toolbar with icons for bold, italic, underline, strikethrough, text color, background color, link, unlink, list, and table.

Rasa

2c klasė



- fonas
- pasirink vardą
- kauliukai
- garso lygis
- žiniasklaida
- QR kodas
- piešti
- tekstas
- darbo simboliai
- šviesoforas
- laikmatis
- chronometras
- laikrodis
- kalendorius

PIEŠIMO PROGRAMOS

DRAWING PROGRAMS



2022.04.25

Parengė Rasa Rugeliene

<http://pencilmadness.com/pencilmadness>

Google



2022.04.25

Parengė Rasa Rugelienė

<https://wordart.com>

Word Art 1 SAVE ORDER SHARE DOWNLOAD PRIVACY MORE BACK

WORDS

Import Add Remove Up Down Options

Filter	Size	Color	Angle	Font
Word	1	Default	Default	Default
Art	1	Default	Default	Default
<i>Type in a new word</i>				

UPPER lower Capitalize Clear

SHAPES

FONTS

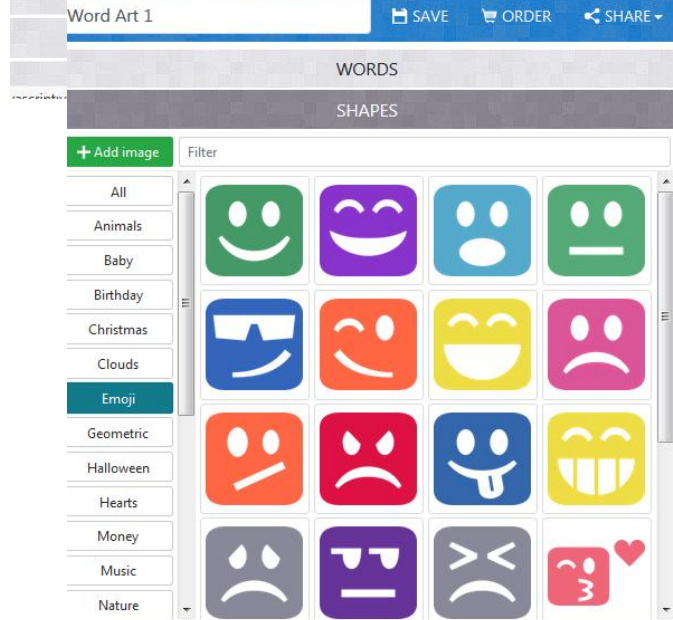
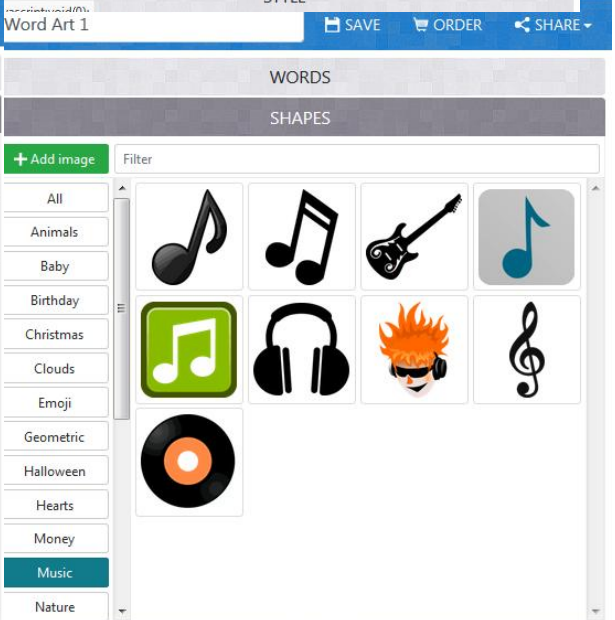
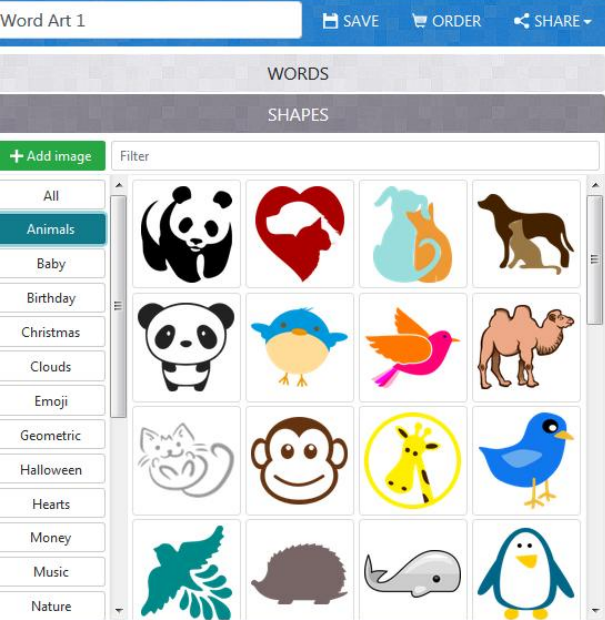
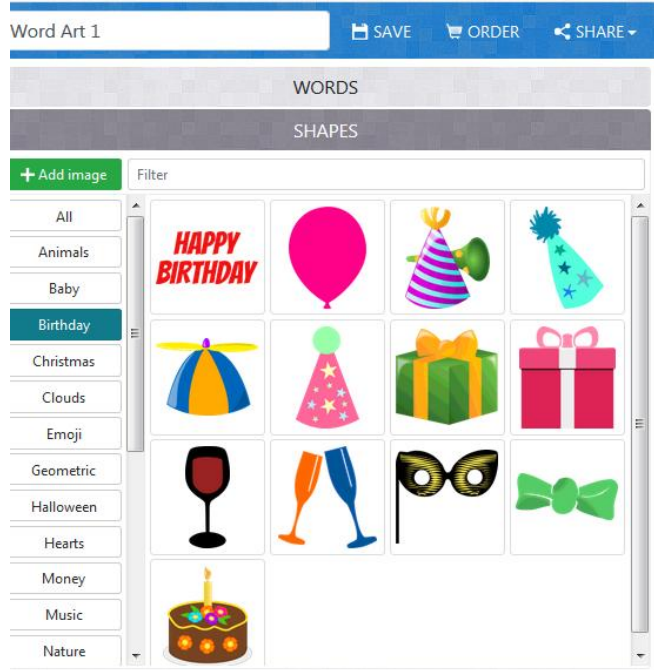
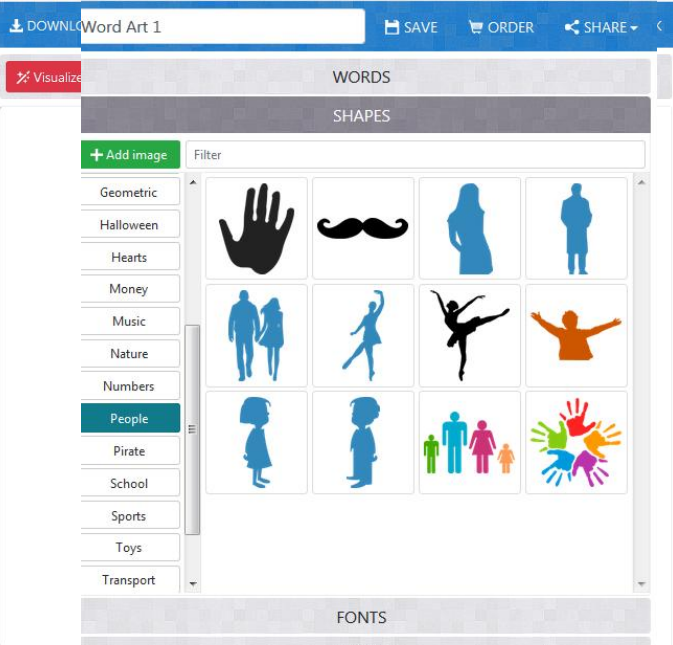
LAYOUT

STYLE

Visualize Undo Redo Animate Edit Lock Reset

Input words
Click Visualize
Customize

Have Fun ;-)



WORDS
SHAPES

+ Add image Filter

- All
- Animals
- Baby
- Birthday
- Christmas
- Clouds
- Emoji
- Geometric
- Halloween
- Hearts
- Money
- Music
- Nature



FONTS
LAYOUT
STYLE

Visualize Undo Redo Animate Ed






NUOTRAUKŲ EFEKTŲ PROGRAMOS

PHOTO EFFECTS PROGRAMS

Interneto ištekliai, kurių pagalba sukursime efektingų fotografijų, nuotraukų koliažų - jiems pritaikyti įvairias temas, rėmelius, panaudoti vizitinių kortelių, kvietimų, atvirukų, pristatymų ir kt. kūrimui. Kai kurie įrankiai leis nuotraukas nesunkiai redaguoti - apkarpyti, sukarpyti į dalis, konvertuoti formatus.

Internet resources with the help of which we will create effective photos and photo collages - apply them to various themes, frames, postcards, presentations, etc. development. Some tools will allow you to easily edit photos - crop, convert formats.



piZap - įrankis efektingų paveikslėlių, fotografijų kūrimui. Sukurtus darbelius galima atsisiųsti į savo kompiuterį.

<http://pizap.com/pizap.php?width=1280>

piZap - a tool for creating effective images and photographs. The created works can be downloaded to your computer.



Seminar reflection



<https://www.mentimeter.com/>

- Tai internetinė programėlė, kuri leis greitai ir patikimai atlikti apklausas, sužinoti dalyvių nuomonę, rengti viktorinas.

It is an online app that will allow you to quickly and reliably conduct surveys, find out the opinions of participants, prepare quizzes.



The screenshot shows the homepage of the Mentimeter website. The background is a dark teal color with a faint image of a person's face. At the top left is the Mentimeter logo. The top navigation bar includes links for 'Why Mentimeter', 'How', 'Features', and 'Pricing'. On the top right, there is a user greeting 'Hi, rugeliene!' and a green button labeled 'Your presentations'. The main heading in the center reads 'Interactive presentations, workshops and meetings'. Below this, a sub-headline states: 'Mentimeter is an easy-to-use tool that makes facilitators and presenters look like stars. No installations or downloads required - and it's free!'. At the bottom, there are two buttons: a green one labeled 'Your presentations' and a dark teal one labeled 'Watch video'.

Mentimeter

Why Mentimeter How Features Pricing

Hi, rugeliene! [Your presentations](#)

Interactive presentations, workshops and meetings

Mentimeter is an easy-to-use tool that makes facilitators and presenters look like stars. No installations or downloads required - and it's free!

[Your presentations](#) [Watch video](#)


Programos Mentimeter galimybės

Mentimeter options

<https://www.youtube.com/watch?v=8ckjXGzOM-g>

Mentimeter

Refleksija 

 Theme

 Configure


 Saved

 Present

Choose a slide type →

Type

Question type ? 2 left for free



Multiple Choice





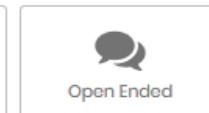
Image Choice



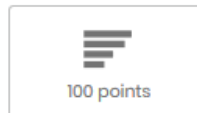
Word Cloud



Scales




Open Ended




100 points



2 by 2 Matrix

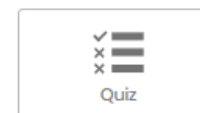


Who will win?




Q&A

Quiz ? 5 left for free



Quiz

Go to www.menti.com and use the code



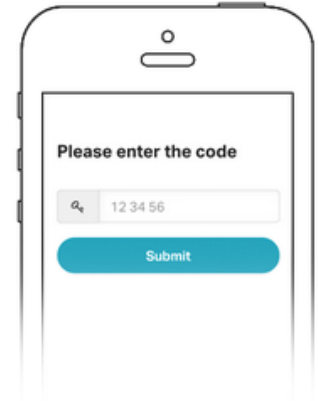
1

Grab your phone

www.menti.com

2

Go to www.menti.com



3

Enter the code **123456** and vote!

www.menti.com

Thanks for your attention 😊



Rasa Rugelienė
r.rugeliene@gmail.com



Have a good lunch!